



# eResource Guide

## Kanopy

### Specialises In:

- free video streaming service
- Educational learning platform

To access the app, make sure you have internet or a wifi connection and an email account.


Download the app from either the apple store, or google play for android tablets and phones.

A library membership is essential to be able to access this content.

To get a digital membership, please go to:  
<https://www.yprl.vic.gov.au/join-yprl/>



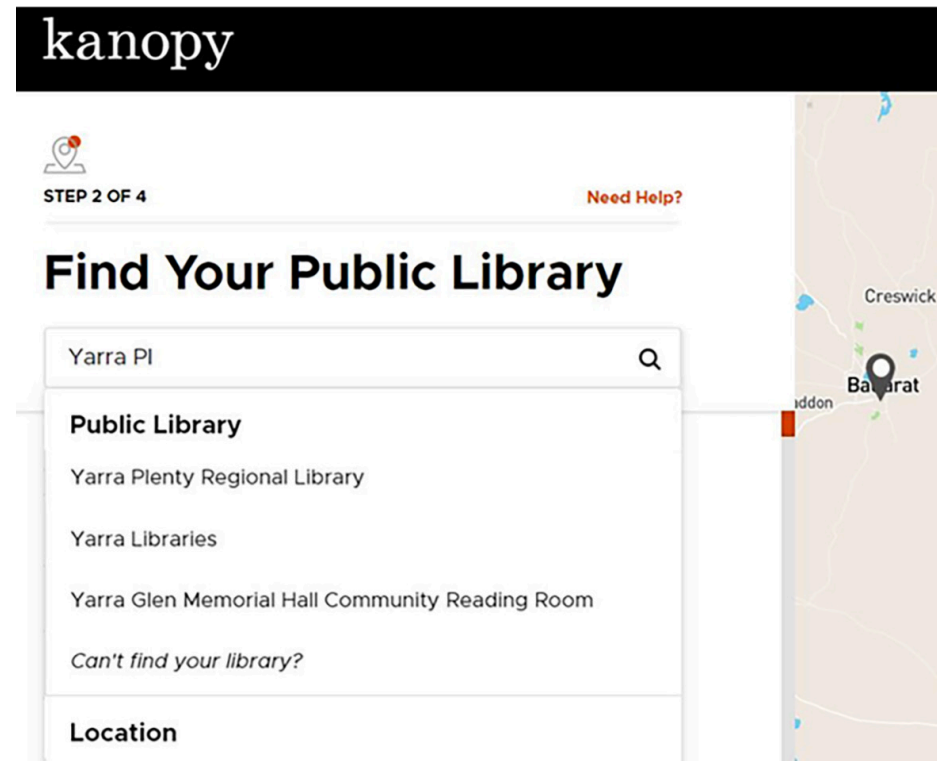
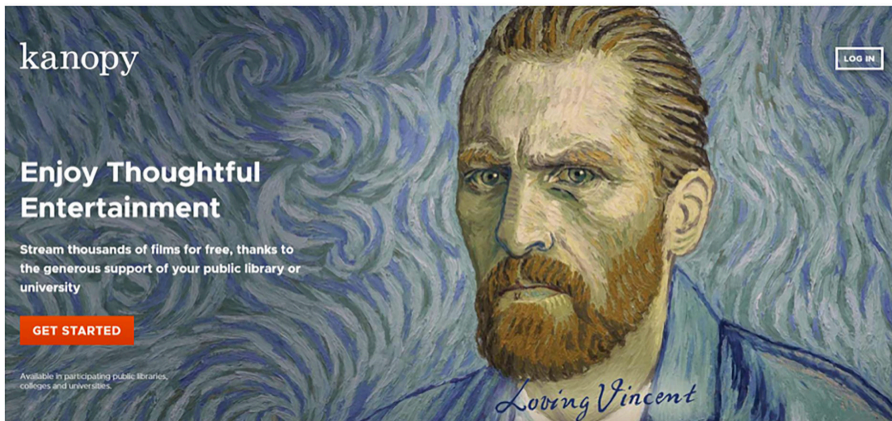
1. Start by visiting the YPRL elibrary page [www.yprl.vic.gov.au/elibrary](http://www.yprl.vic.gov.au/elibrary) - and under "Movies & Music" you will find 'Kanopy'. Click on this to take you to the Kanopy landing page.





2. On the Kanopy landing page, there will be an orange button labelled 'Get Started' – click on it to start the process of setting up an account (if you have previously signed up for Kanopy there is also a 'login' button in the top right-hand corner). On the following screen you will be asked if you are a public library user and given an option to 'Find your Library' – click on it.


3. This will take you to a screen where if you have location data switched on for your device will suggest some libraries for you, or you can use the search field on the left to search for 'Yarra Plenty Regional Library'. Either way, once found you can 'Select this Library' and on the next screen enter your library card number.






4. This will bring you to the 'Create an account' Screen, where you fill in your name, email address and create a password for your account. Once done, click 'Sign up'.


5. If you have been successful, you will get the following screen:

**STEP 4 OF 4**

## Create Your Account

Almost there! Complete the sign up process by creating a Kanopy account.

 Sign Up with Google

 Connect with Facebook

OR

First Name

Last Name

Email Address

Password

**SIGN UP**

By signing up you confirm that you're 13 years or older and agree to Kanopy's

## Welcome to Kanopy!



### How it works

Watch up to 6 films per month.

Unlimited Plays on Kanopy Kids and The Great Courses.

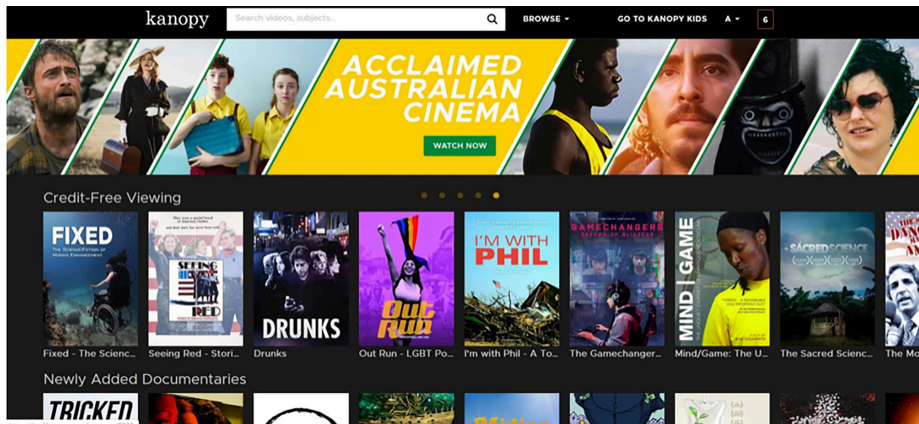
**Watch Now**

[Questions? Visit our Help Page](#)

You will also be sent a verification email to the address you added to your account. You will need to open this email and click on the link to complete the sign up process.



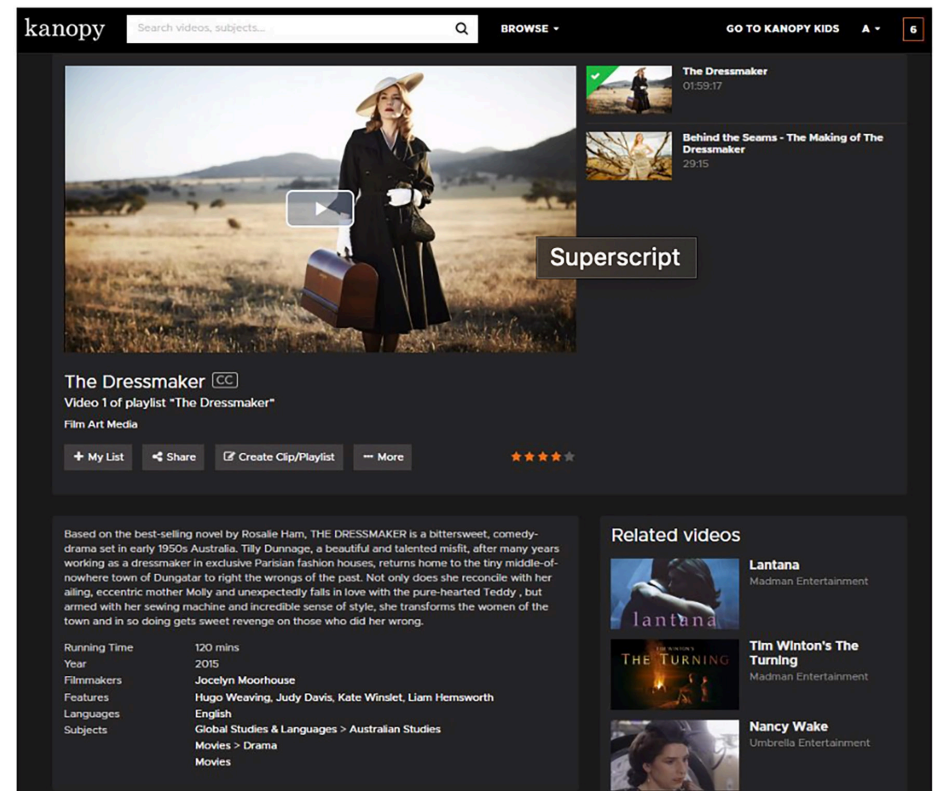
6. Now you are ready to begin using Kanopy! After you have verified your email, you will be taken to the Kanopy Homepage, which looks like this:



In the top right corner, you will see the name or initial you used when signing up with a little down arrow next to it, and next to this a number in a box. The down arrow gives access to various options for your account (including log out) and the number represents how many remaining films you can stream this calendar month.

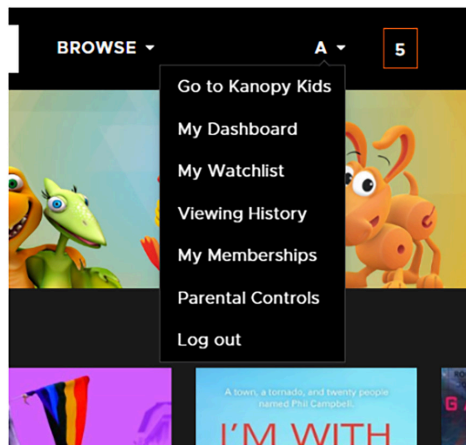


7. To find a film to watch, you can click on the titles on the homepage, use the browse function at the top of the screen, or use the search field to search for a specific title or filmmaker. When you click on a title you will get more detailed information about it, such as running time, cast and so on:





8. If you are happy with your choice click on the play button in the middle of the picture and you film will begin. But choose wisely, as once a video has been playing for five seconds it will be counted as one of your six film credits for the month. Once the play button has been pressed you will have access to the film for 72 hours from that time. During this time you can watch it as many times as you like. But if you play it again after that it will use another credit. Please note, films are streaming only and cannot be downloaded for offline viewing. Your current titles can be viewed under 'Viewing History' in the drop down menu next to your name. Enjoy!



## Kanaopy Kids & Great Courses:

Your 6 film credits for the month are replenished on the 1st of each calendar month. There are three types of films that do not use up credits or have the 72 hour limit apply: films viewed on 'Kanopy Kids', which is the children's section of the site; the 'Great Courses', which are a selection of educational videos, often with multiple parts; and there is also a very small selection of 'credit free films' on the Kanopy site as well.

## Linking Devices & Support

If you want to watch via your television, the easiest way is to plug your computer into your TV via HDMI cable. Please note, while the steps above are via a web browser on PC, Kanopy can also be used on iPhone, iPad, Apple TV, android, android TV, chromecast, TelstraTV, fireTV and fire tablet.

If you have difficulties or need further help, there is an excellent help section on the Kanopy website. Simply scroll down to the very bottom of the screen and click on 'Support', where you will find an array of clear, simple articles about common questions and troubleshooting and device specific instructions.

